

the roomplace® “Will It Fit?” Guide

Use this handy guide to determine if the furniture you would like to purchase in-store can be delivered successfully and set up inside your home.

1. Take Measurements of your home


Determine the path the furniture & delivery staff need to take to get your furniture to its final place and make note of doorways, hallways, elevators and stairways. Starting from the point of entry, measure the length, width, height and diagonal of each point.



Front Door & Interior Doorways

Be sure to note which way your doors open (in or out) and how far they open. If door opening is wide enough be sure that door opens out of the way.


	Width	Height	Entryway Depth	Diagonal
Doorway 1:	_____	_____	_____	_____
Doorway 2:	_____	_____	_____	_____
Doorway 3:	_____	_____	_____	_____



Stairs

Measure width & ceiling height & be sure to note railing height. Use the diagonal to determine if furniture can fit around a turned or curved staircase.

	Width	Height	Length	Diagonal
Staircase 1:	_____	_____	_____	_____
Staircase 2:	_____	_____	_____	_____
Are the staircases turned or curved?	Y	N	N/A	



Hallways

Measure width & ceiling height. Be sure to include archways too. Use the diagonal to determine if furniture can fit around a corner.

	Width	Height	Length	Diagonal
Hallway 1:	_____	_____	_____	_____
Hallway 2:	_____	_____	_____	_____
Hallway 3:	_____	_____	_____	_____



Elevators

Some apartment or condominium buildings have residential elevators. Make sure to take into account that one delivery driver will need to fit inside the elevator with the furniture.

	Width	Height	Depth	Diagonal
Elevator:	_____	_____	_____	_____

2. Measure your furniture in-store

Once you've measured your home, your salesperson will be able to help you measure your desired furniture in-store. Using the same techniques as before, be sure to measure the width, height, depth and diagonal of each piece you are interested in and record your findings here.



Name	Width	Height	Depth	Diagonal
Piece 1:	_____	_____	_____	_____
Piece 2:	_____	_____	_____	_____
Piece 3:	_____	_____	_____	_____
Piece 4:	_____	_____	_____	_____
Piece 5:	_____	_____	_____	_____

3. Let your sales person know about potential issues when scheduling delivery

For example, could a large delivery truck fit down your street or in your driveway? Are parking permits required for your neighborhood? Is your staircase curved or too small to fit your furniture? The more you let your salesperson know ahead of time, the more smoothly your delivery will go. But rest assured, we've successfully dealt with a variety of delivery issues in the past, and we will do everything we can to ensure a smooth delivery.

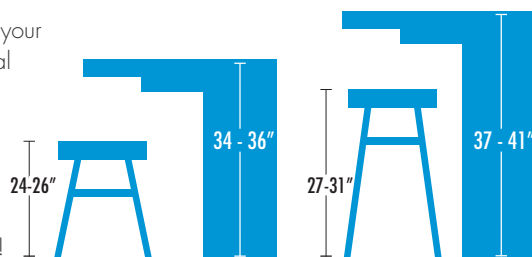
“Will My Barstool Fit?” Barstool buying guide

1. Determine your stool height

Subtract 10" from the height of your bar or counter; this is the optimal height for your stool

2. Select a stool and measure

Use this chart to measure your favorite barstool for a perfect fit!



3. How many stools do you need?

